

Specifications

Inputs

Type	¼" TRS connector, balanced
Impedance	approx. 500 Ω

Outputs

Type	¼" TRS connector, balanced
Impedance	approx. 600 Ω

Dimensions/Weight

Dimensions (H x D x W)	approx. 1 ¼ x 2 ¼ x 4 ¼"
	approx. 32 x 57.2 x 103.6 mm
Weight	approx. 0.4 lbs / 0.18 kg

BEHRINGER is constantly striving to maintain the highest professional standards. As a result of these efforts, modifications may be made from time to time to existing products without prior notice. Specifications and appearance may differ from those listed or illustrated.

EN Important Safety Instructions

- 1) Read these instructions.
- 2) Keep these instructions.
- 3) Heed all warnings.
- 4) Follow all instructions.
- 5) Do not use this apparatus near water.
- 6) Clean only with dry cloth.
- 7) Do not block any ventilation openings. Install in accordance with the manufacturer's instructions.
- 8) Do not install near any heat sources such as radiators, heat registers, stoves, or other apparatus (including amplifiers) that produce heat.
- 9) Only use attachments/accessories specified by the manufacturer.
- 10) Use only with the cart, stand, tripod, bracket, or table specified by the manufacturer, or sold with the apparatus. When a cart is used, use caution when moving the cart/apparatus combination to avoid injury from tip-over.
- 11) Refer all servicing to qualified service personnel. Servicing is required when the apparatus has been damaged in any way, such as power supply cord or plug is damaged, liquid has been spilled or objects have fallen into the apparatus, the apparatus has been exposed to rain or moisture, does not operate normally, or has been dropped.

ES Instrucciones de seguridad

- 1) Lea las instrucciones.
- 2) Conserve estas instrucciones.
- 3) Preste atención a todas las advertencias.
- 4) Siga todas las instrucciones.
- 5) No use este aparato cerca del agua.
- 6) Limpie este aparato con un paño seco.
- 7) No instale el equipo cerca de fuentes de calor.
- 8) Use únicamente los dispositivos o accesorios especificados por el fabricante.
- 9) Confíe las reparaciones únicamente a servicios técnicos cualificados. Se requiere mantenimiento siempre que la unidad haya sufrido algún daño.

RU Важные указания по технике безопасности

- 1) Прочитайте эти указания.
- 2) Сохраните эти указания.
- 3) Выполняйте эти указания.
- 4) Следуйте всем инструкциям по обслуживанию.
- 5) Не пользуйтесь прибором в непосредственной близости от воды.
- 6) Протирайте прибор сухой тряпкой.
- 7) Не располагайте прибор рядом с источниками тепла.
- 8) Применяйте только рекомендованные производителем дополнительные приборы/принадлежности.
- 9) Поручайте выполнение работ по обслуживанию прибора только квалифицированному персоналу сервисной службы. Техническое обслуживание требуется если прибор был каким-то образом поврежден.

JP 安全にお使いいただくために

- 1) 取扱説明書を通してご覧ください。
- 2) 取扱説明書を大切に保管してください。
- 3) 警告に従ってください。
- 4) 指示に従ってください。
- 5) 本機を水の近くで使用しないでください。
- 6) お手入れの際は常に乾燥した布巾を使ってください。
- 7) 本機は熱源から離して設置してください。
- 8) 付属品は本機製造元が指定したのもののみをお使いください。
- 9) 故障の際は当社指定のサービス技術者に修理をご依頼ください。装置がある特定の原因によって故障が生じた場合、修理が必要となります。

CN 重要的安全须知

- 1) 请您阅读这些说明。
- 2) 请您妥善保存这些说明。
- 3) 请您注意所有的警告说明。
- 4) 请您遵守所有的操作说明。
- 5) 请您不要在水附近运行此机器。
- 6) 请您用干布清洁此机器。
- 7) 请您不要将此机器放置在热源附近。
- 8) 请您只使用制造厂认为合适的附加机器 / 配件。
- 9) 请您只允许具备资格的服务人员进行保养工作。当机器有损坏时, 要进行维修保养。

TECHNICAL SPECIFICATIONS AND APPEARANCES ARE SUBJECT TO CHANGE WITHOUT NOTICE AND ACCURACY IS NOT GUARANTEED. BEHRINGER, KLARK TEKNIK, MIDAS, BUGERA, AND TURBOSOUND ARE PART OF THE MUSIC GROUP (MUSIC-GROUP.COM). ALL TRADEMARKS ARE THE PROPERTY OF THEIR RESPECTIVE OWNERS. MUSIC GROUP ACCEPTS NO LIABILITY FOR ANY LOSS WHICH MAY BE SUFFERED BY ANY PERSON WHO RELIES EITHER WHOLLY OR IN PART UPON ANY DESCRIPTION, PHOTOGRAPH OR STATEMENT CONTAINED HEREIN. COLORS AND SPECIFICATIONS MAY VARY FROM ACTUAL PRODUCT. MUSIC GROUP PRODUCTS ARE SOLD THROUGH AUTHORIZED FULLFILLERS AND RESELLERS ONLY. FULLFILLERS AND RESELLERS ARE NOT AGENTS OF MUSIC GROUP AND HAVE ABSOLUTELY NO AUTHORITY TO BIND MUSIC GROUP BY ANY EXPRESS OR IMPLIED UNDERTAKING OR REPRESENTATION. THIS MANUAL IS COPYRIGHTED. NO PART OF THIS MANUAL MAY BE REPRODUCED OR TRANSMITTED IN ANY FORM OR BY ANY MEANS, ELECTRONIC OR MECHANICAL, INCLUDING PHOTOCOPYING AND RECORDING OF ANY KIND, FOR ANY PURPOSE, WITHOUT THE EXPRESS WRITTEN PERMISSION OF MUSIC GROUP IP LTD.

ALL RIGHTS RESERVED.
© 2013 MUSIC GROUP IP LTD.
TRIDENT CHAMBERS, WICKHAMS CAY, P.O. BOX 146,
ROAD TOWN, TORTOLA, BRITISH VIRGIN ISLANDS

BEHRINGER MicroHD HD400

WELCOME TO BEHRINGER

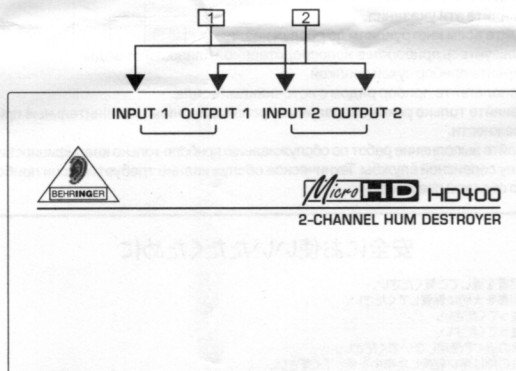
Thank you for showing your confidence in us by purchasing the BEHRINGER MicroHD HD400.

You can use this versatile, high-quality Hum Destroyer to:

- ▲ eliminate AC hum,
- ▲ break ground loops,
- ▲ convert back and forth between unbalanced and balanced signals.

To ensure excellent signal transmission at all times, the HD400 should be used in every setup.


CONNECTORS



HA400 connectors

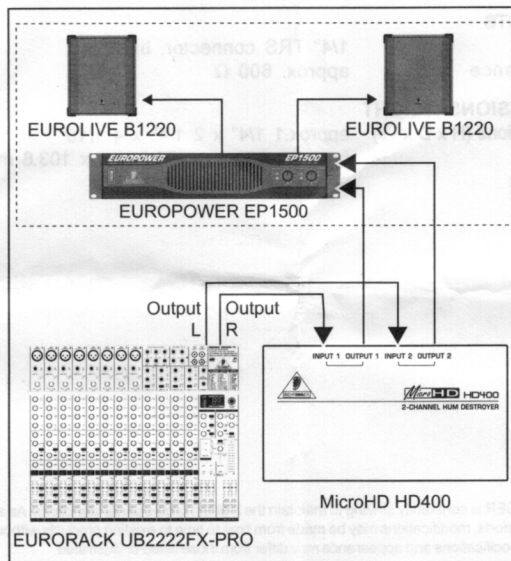
- 1 Both inputs of the HD400, *INPUT 1* and *INPUT 2* are laid out as 1/4" TRS connectors.
- 2 Both outputs of the HD400, *OUTPUT 1* and *OUTPUT 2* are laid out as 1/4" TRS connectors.

SERIAL NUMBER. The serial number of the HD400 is located at the bottom.

 **The HD400 is a passive device. Therefore, no power supply is needed.**

APPLICATIONS

The following figure shows an example of how to use the MicroHD HD400.



Example: HD400 wiring

WARRANTY

For our current warranty terms, please refer to our website at <http://www.behringer.com>.

Die deutsche Anleitung ist erhältlich @ www.behringer.com
Manuel francophone en téléchargement sur www.behringer.com
Manual en español disponible en www.behringer.com
Manuali italiani disponibili @ www.behringer.com
Русскоязычное руководство @ www.behringer.com
Polska instrukcja dostępna jest pod adresem @ www.behringer.com
Nederlandse handleiding beschikbaar @ www.behringer.com
Suomenkielinen käyttöohje saatavilla osoitteesta www.behringer.com
Svensk manual finns tillgänglig på www.behringer.com
Dansk vejledning findes på @ www.behringer.com
Manual português disponível @ www.behringer.com
Ελληνικό εγχειρίδιο υπάρχει διαθέσιμο στη διεύθυνση www.behringer.com
日本語版マニュアル@ www.behringer.com
使用说明书可在 www.behringer.com 下载